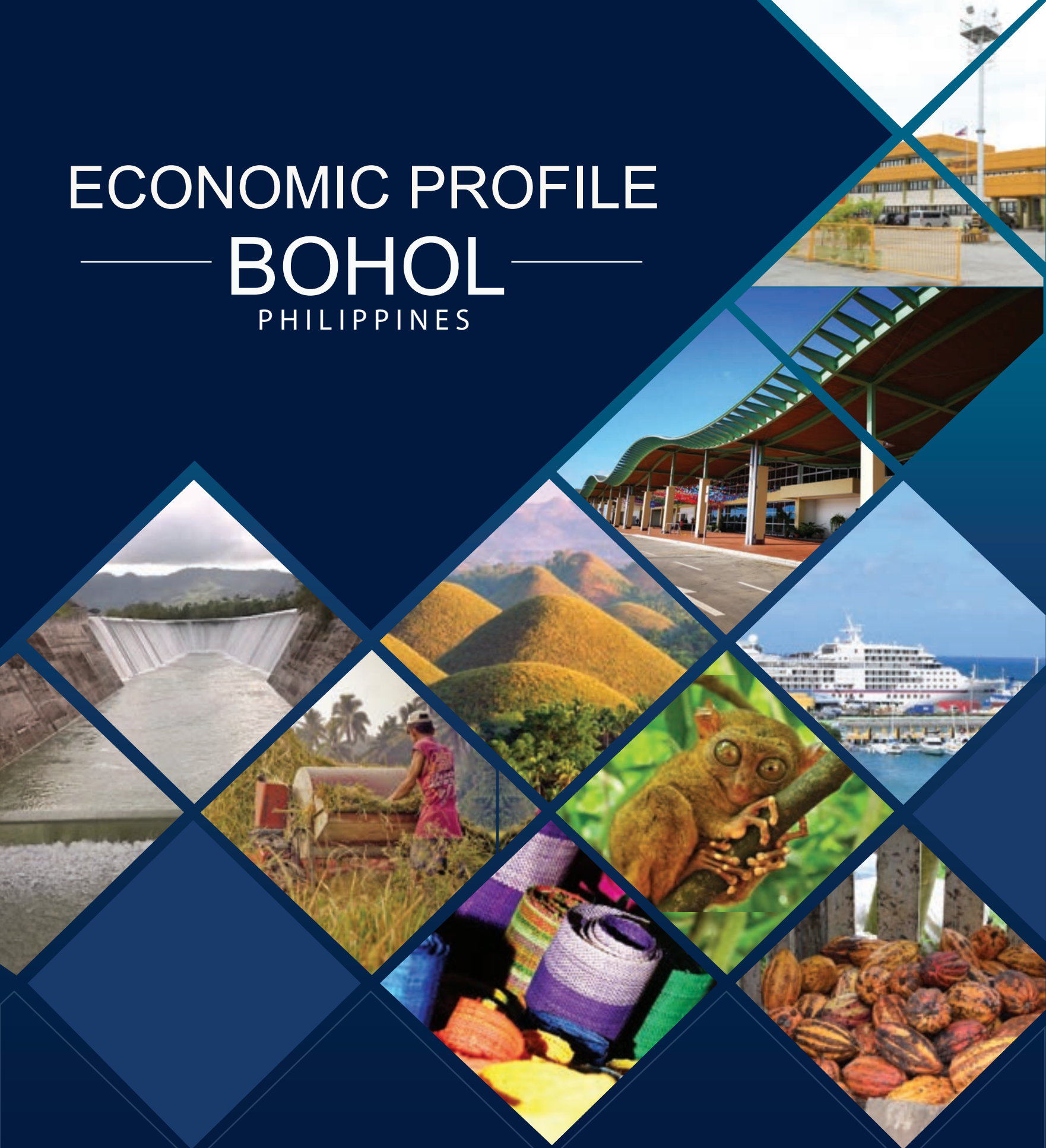


ECONOMIC PROFILE

BOHOL

PHILIPPINES



PRODUCED BY
OFFICE OF THE GOVERNOR
BOHOL INVESTMENT PROMOTION CENTER

MESSAGE

Warm welcome to our island Province of Bohol!

Our development framework is anchored on these three- folding priorities: 1) Care for the weak, 2) Awakening of Boholano culture, and 3) Developing the local economy. The Provincial Government is carefully laying the foundations for sustainable development and global competitiveness, where Bohol becomes your island haven that offers quality of life for her people and for our visitors. We anticipate a growing interest in our diverse investment opportunities, at the same time, encourage the development of MSMEs to spur countryside economic activities for greater inclusive growth.

Bohol offers you an enabling environment for business, available talent and competitive cost of doing business. It leverages resources and invites opportunities for infrastructure and facilities development, and builds confidence through good governance to provide investors a better place for both business and leisure.

Come; behold Bohol!




ATTY. ARTHUR C. YAP
Governor




RENE L. RELAMPAGOS
Vice-Governor

Vision of the Province of Bohol

Bohol is a prime eco-cultural tourism destination and a strong, balanced agro-industrial province, with a well-educated, God-loving and law-abiding citizenry, proud of their cultural heritage, enjoying a state of well-being and committed to sound environment management.



BOHOL

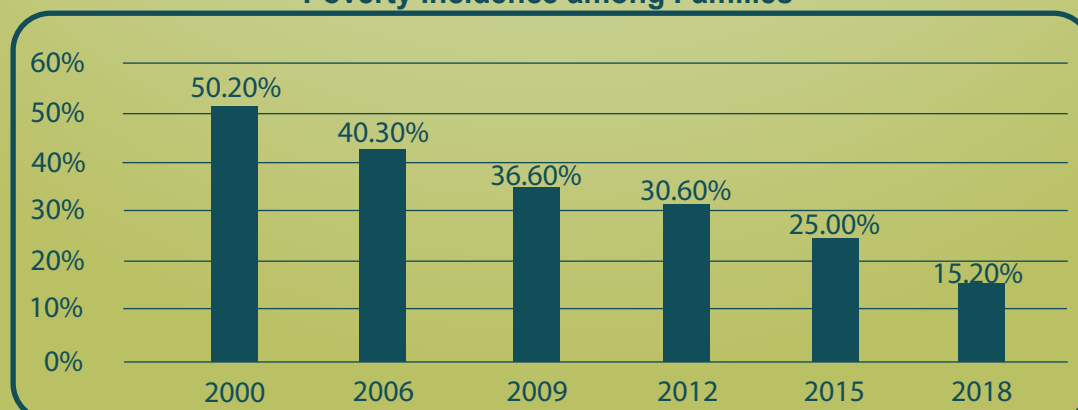
— PHILIPPINES —



Location	Central Visayas 803 kilometers or 556 nautical miles South of Manila; 75 kilometers or 40.5 nautical miles from Cebu City
City	1 (Tagbilaran City)
Municipalities	47
Barangays	1,109
Land Area	411,726 hectares (1,017,397 acres)
Alienable and Disposable	310,455 hectares (767,151 acres)
Classified Forests	101,271 hectares (240,246 acres)
Seaports	9 (Tagbilaran City Seaport, Loon Cruise Ship Port, Tubigon Seaport, Clarin Seaport, Getafe Seaport, Talibon Seaport, Ubay Seaport, Tapal-Ubay Seaport, Jagna Seaport)
Airport	1 (Bohol-Panglao International Airport)
Industries	Agriculture, Tourism, Information Technology-Business Process Management (IT-BPM), Retail Trade
Literacy Rate (2015)	98.40%
Employment Rate (2016)	96.40%
Labor Force Participation	64.30% (higher than Cebu's 63.5% and the national rate of 63.3%)
Economic Growth Rate (2018)	9.1% average; higher than the 6.7% national average
Average Household Size (2015)	4.5
Climate	Generally Fair
Language/Dialects	English, Cebuano, Tagalog
Average Temperature	Day 28° C
	Night 25° C

Population	2010	2015	Growth (5 years)
Bohol	1,255,128	1,313,560	4.65%
Tagbilaran City	96,792	105,051	8.53%
Panglao Island (Dauis and Panglao)	68,051	79,216	16.40%

Poverty Incidence among Families



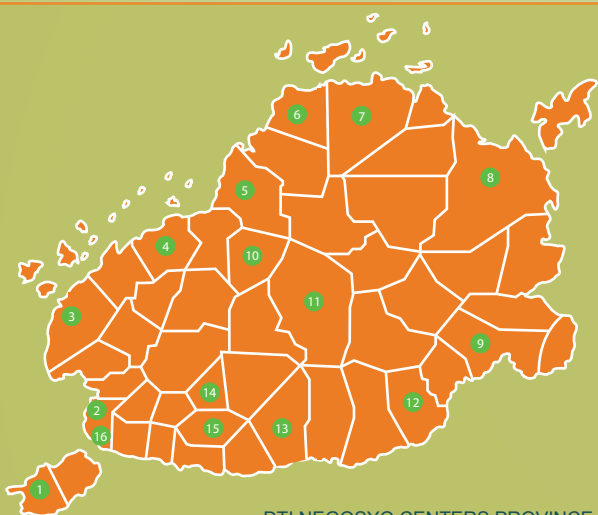
Source: Philippine Statistics Authority (PSA)

BOHOL INVESTMENT PROMOTION CENTER - BOHOL BUSINESS ONE-STOP SHOP



NEGOSYO CENTER BOHOL Services

- Business Advisory
- Business Registration Assistance
- Business Information and Advocacy



DTI NEGOSYO CENTERS PROVINCE-WIDE
LOCATION MAP

BUSINESS CONTACTS

BOHOL INVESTMENT PROMOTION CENTER

Phone: 411-0138 (Local:42012)

Address: Provincial Capitol, Lino Chatto Drive, Cogon District,
Tagbilaran City, Bohol

BOHOL BUSINESS ONE-STOP SHOP

Phone: 411-0905

Address: Old Capitol Building, C. Marapao St., Poblacion III,
Tagbilaran City, Bohol



NEGOSYO CENTERS PROVINCE-WIDE:

1	NC PANGLAO	+639776393618/+63507942351
2	NC BOHOL	(+63-38) 411-0905, 235-6039
3	NC LOON	+639178394147
4	NC TUBIGON	+639178394131
5	NC INABANGA	+639276806735
6	NC GETAFE	+639063571734
7	NC TALIBON	+639178016653
8	NC UBAY	+639178178219
9	NC GUINDULMAN	+639302163250
10	NC SAGBAYAN	+639672814650
11	NC CARMEN	+639178394150
12	NC JAGNA	+639178394146
13	NC DIMIAO	+639062514306/+639108696021
14	NC SEVILLA	+639178394154
15	NC LOBOC	+639178070420
16	NC DTI BOHOL	+639178394093/(038)501-8260

AVAILABLE BUSINESS REGISTRATION AND INFORMATION SERVICES:

Department of Trade and Industry (DTI)

- Business Name Registration

Securities and Exchange Commission (SEC)

- Information assistance
- Corporate Online Name Reservation
- Pre-online processing of application

Food and Drug Administration (FDA)

- Information and advisory assistance

Social Security System (SSS)

- Information assistance

Pag-IBIG Home Development Mutual Fund

- Information assistance

Philippine Health Insurance Corporation (PhilHealth)

- Information assistance

Contact Details

DTI: 501-8828; 501-8260; 411-3302 dtibohol@yahoo.com	SSS: 411-3934 tagbilaran@sss.gov.ph
SEC: (032) 253-5337; +639155907180 seccebu@sec.gov.ph	Pag-IBIG HDMF: 501-8455; 235-4065 tagbilaran.me@pagibigfund.gov.ph
FDA: +639338108894; +639173200087 fdac@fda.gov.ph; ibsamar@fda.gov.ph	PhilHealth: 412-0248; 235-5622 tagbilaran.pro7@philhealth.gov.ph

HOW TO DO BUSINESS IN BOHOL

STEP 1 : Business Entity Registration

- If Sole Proprietorship:
Register with the Department of Trade and Industry
- If Partnership / Corporation:
Register with the Securities and Exchange Commission
- If Cooperative:
Register with the Cooperative Development Authority
CDA Contact Details: (038) 501-0758; rdo_84@bir.gov.ph

STEP 2 : Get Your Business Permit

- Apply for business permit and license from the
City / Municipality where the business is to be located.

STEP 3 : Register with the Bureau of Internal Revenue

Register with the Bureau of Internal Revenue (BIR) Revenue
District Office (RDO) where the business is to be located for
Authority to Print Invoice and Book of Journal.

BIR Contact Details: (038) 412-3940; 501-8488; 422-8886; rdo_84@bir.gov.ph

STEP 4 : Other Registration Requirements

Register your business with the following offices to
comply with existing regulations:

- Register with the Philippine Health Insurance
Corporation (PhilHealth)
- Register with the Pag-IBIG Home Development
Mutual Fund
- Register with the Social Security System (SSS)
- Register with the Department of Labor
and Employment (DOLE)
DOLE Contact Numbers: (038) 501-0277; 411-0806
- Register with the Department of Environment
and Natural Resources (DENR)
DENR Contact Numbers: 500-0675

STEP 5 : Apply for Incentives (Optional)

Investors, local or foreign, may apply for incentives from
the following:

- Provincial, City/Municipal Government
Website: www.bohol.gov.ph
- Board Of Investments (BOI)
Website: www.boi.gov.ph
- Tourism Infrastructure and Enterprise Zone Authority (TIEZA)
Website: www.tieza.gov.ph
- Philippine Economic Zone Authority (PEZA)
Website: www.peza.gov.ph



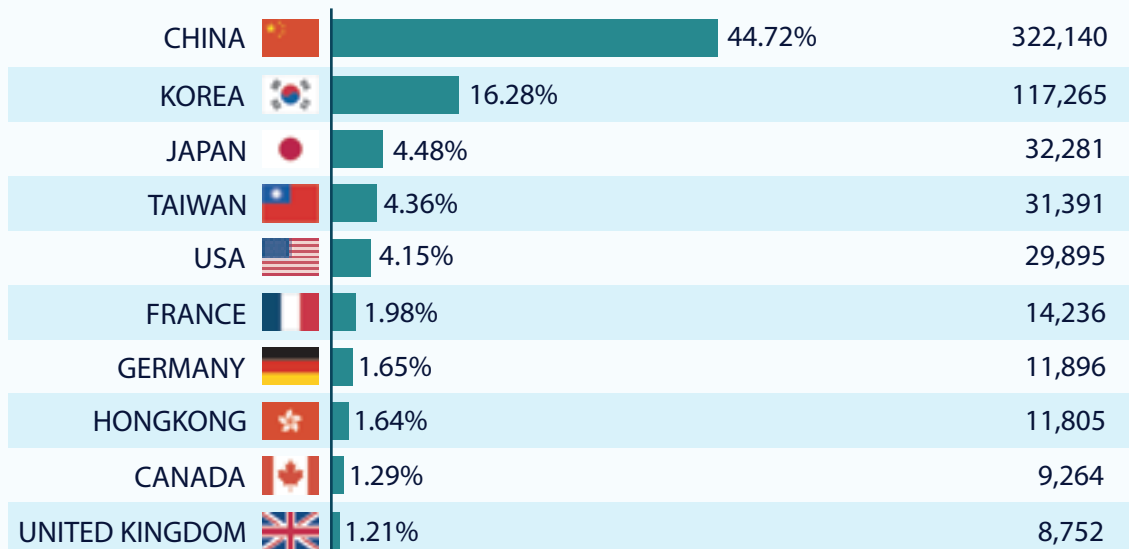
TOURISM

ECONOMIC PROFILE





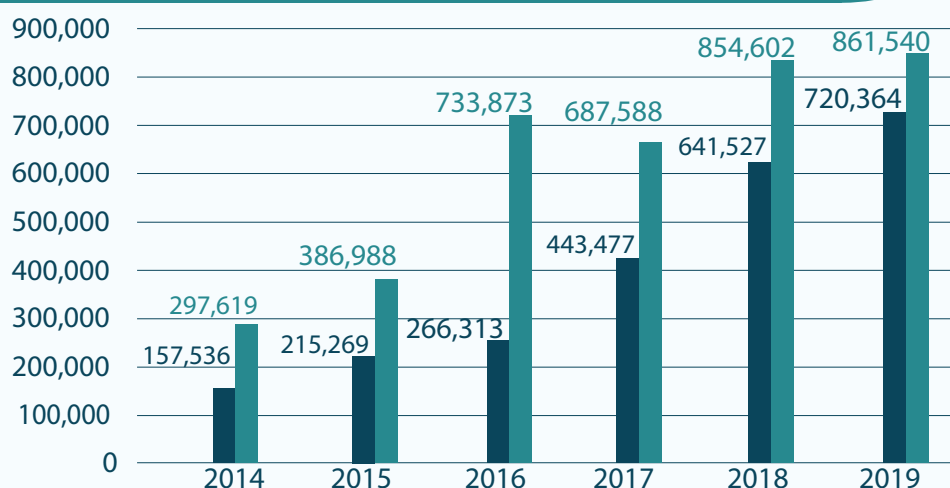
FOREIGN TOURIST ARRIVALS, 2019



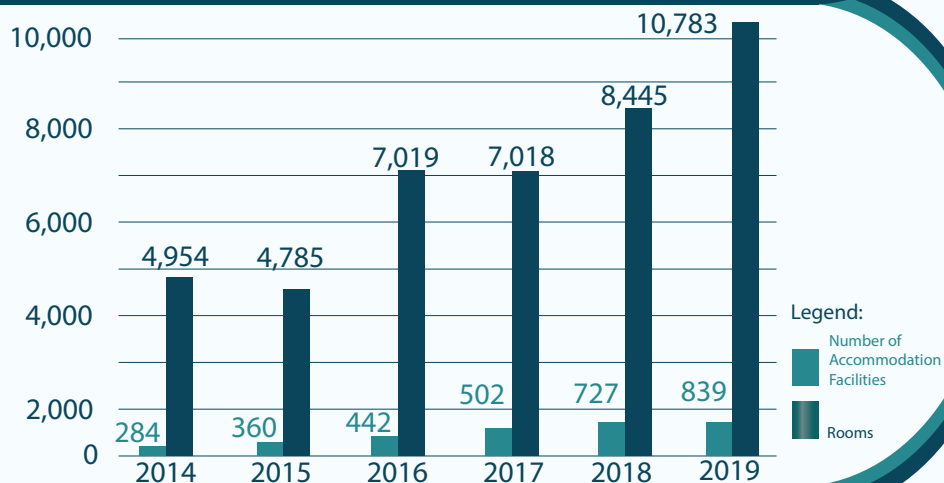
INCREASING TOURIST ARRIVALS



■ Foreign Arrivals
■ Domestic Arrivals



ACCOMMODATION FACILITIES











AGRICULTURE

ECONOMIC PROFILE




Top Livestock/Poultry (Inventory)


	 CARABAO (heads)	 CATTLE (heads)	 HOG (heads)	 GOAT (heads)	 DUCK (heads)	 CHICKEN (heads)
2017	70,057	74,236	312,288	82,907	36,241	3,494,575
2018	72,314	75,825	325,694	84,166	37,464	3,820,306





	AQUACULTURE (metric tons)	MARINE (metric tons)	INLAND (metric tons)	CRABS (metric tons)	OYSTERS (metric tons)	SEAWEEDS (metric tons)
2018	3,679.66	15,456.09	575.91	560.15	331.56	50,973.04


Top 5 Agricultural Crops

	PALAY	
	2017	2018
Area (harvested/hectares)	72,589.00	70,117.00
Production (metric tons)	238,728.00	225,548.00

	MANGO	
	2017	2018
Area (harvested/hectares)	2,791.00	2,791.00
Production (metric tons)	9,609.18	9,292.75

	CORN	
	2017	2018
Area (harvested/hectares)	12,423.00	11,983.00
Production (metric tons)	10,764.00	11,216.00

	BANANA	
	2017	2018
Area (harvested/hectares)	2,361.03	2,362.70
Production (metric tons)	32,803.81	33,923.45

	COCONUT	
	2017	2018
Area (harvested/hectares)	35,278.00	35,338.00
Production (metric tons)	163,033.84	170,292.79



Alta Citta Mall



Tagbilaran Uptown I.T. Hub

ECONOMIC INDICATORS



Bohol Island State University
Fabrication Laboratory (FABLAB)



Holy Name University



University of Bohol



Allied Care Experts (ACE)
Medical Center - Bohol

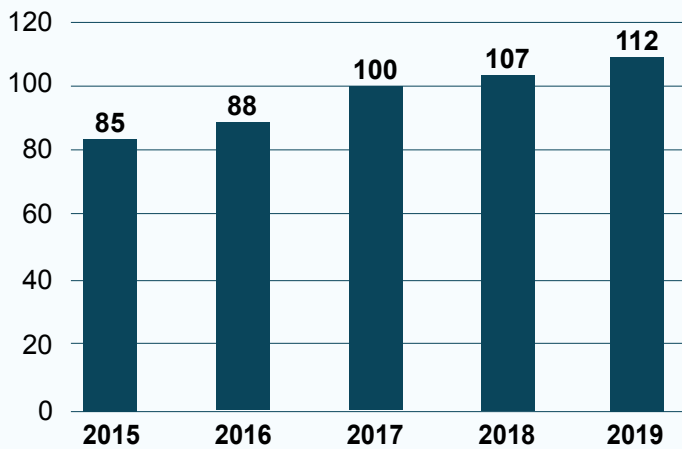


Holy Name University Medical Center Inc.

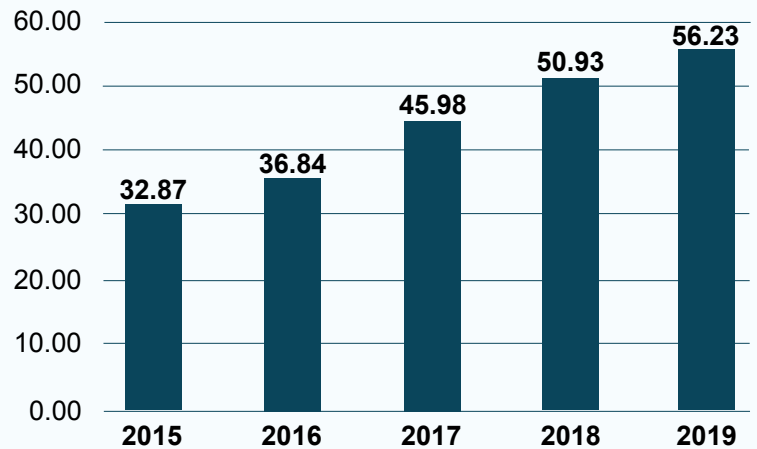
ECONOMIC INDICATORS

ECONOMY/ BANKING INDUSTRY

Number of Banks



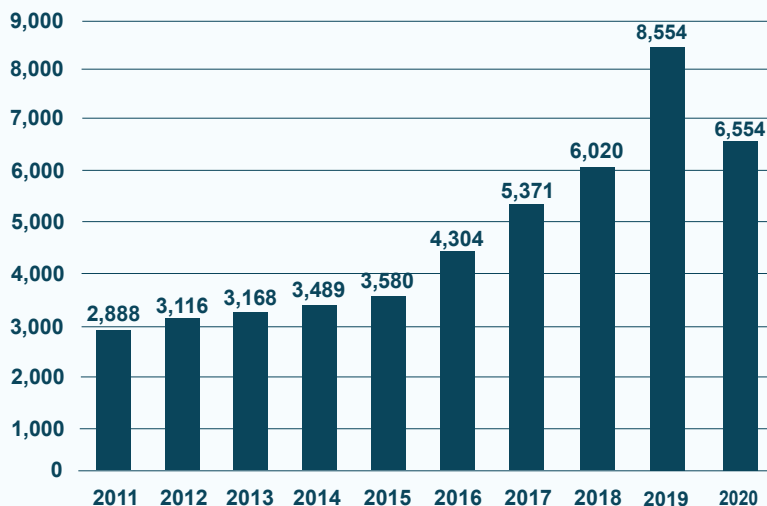
Total Bank Deposits (in Billion Pesos)



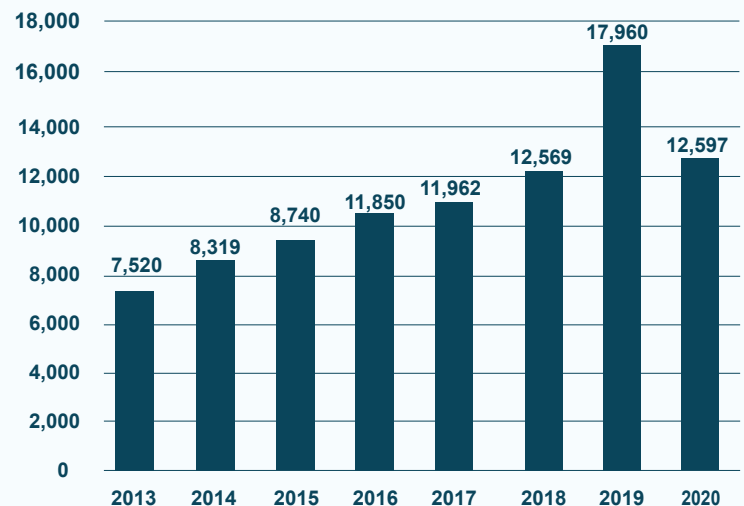
Source: Bohol Bankers Association (BBA), 2020

MICRO, SMALL & MEDIUM ENTERPRISES (MSMEs)

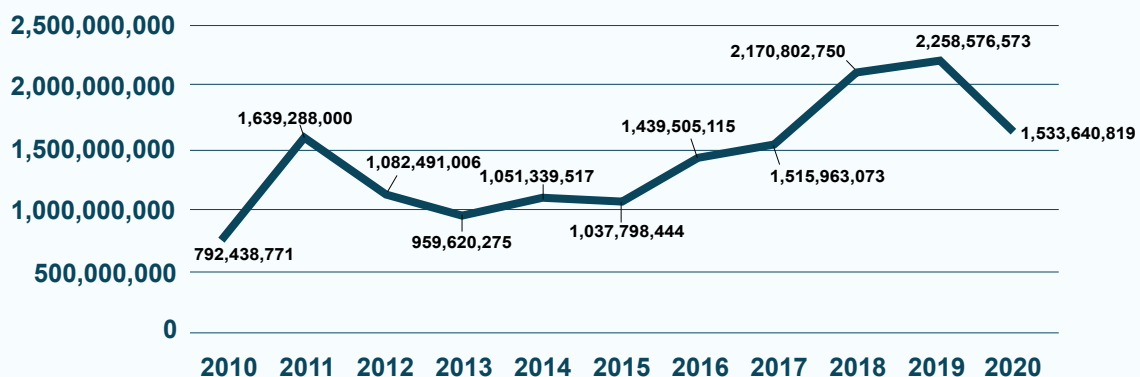
ANNUAL BUSINESS NAME REGISTRATION



EMPLOYMENT GENERATED FROM MSMEs



INVESTMENTS GENERATED FROM MSMEs



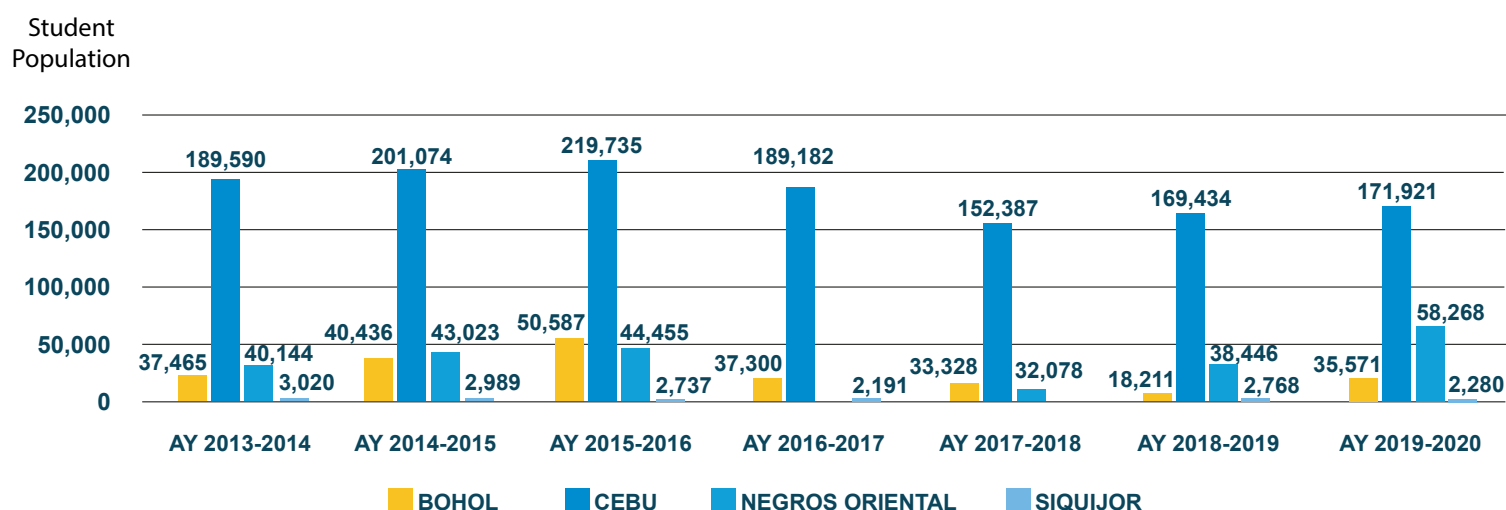
Source: Bohol Investment Promotion Center (BIPC),
Department of Trade and Industry-Bohol, 2020

UNIVERSITIES AND COLLEGES IN BOHOL

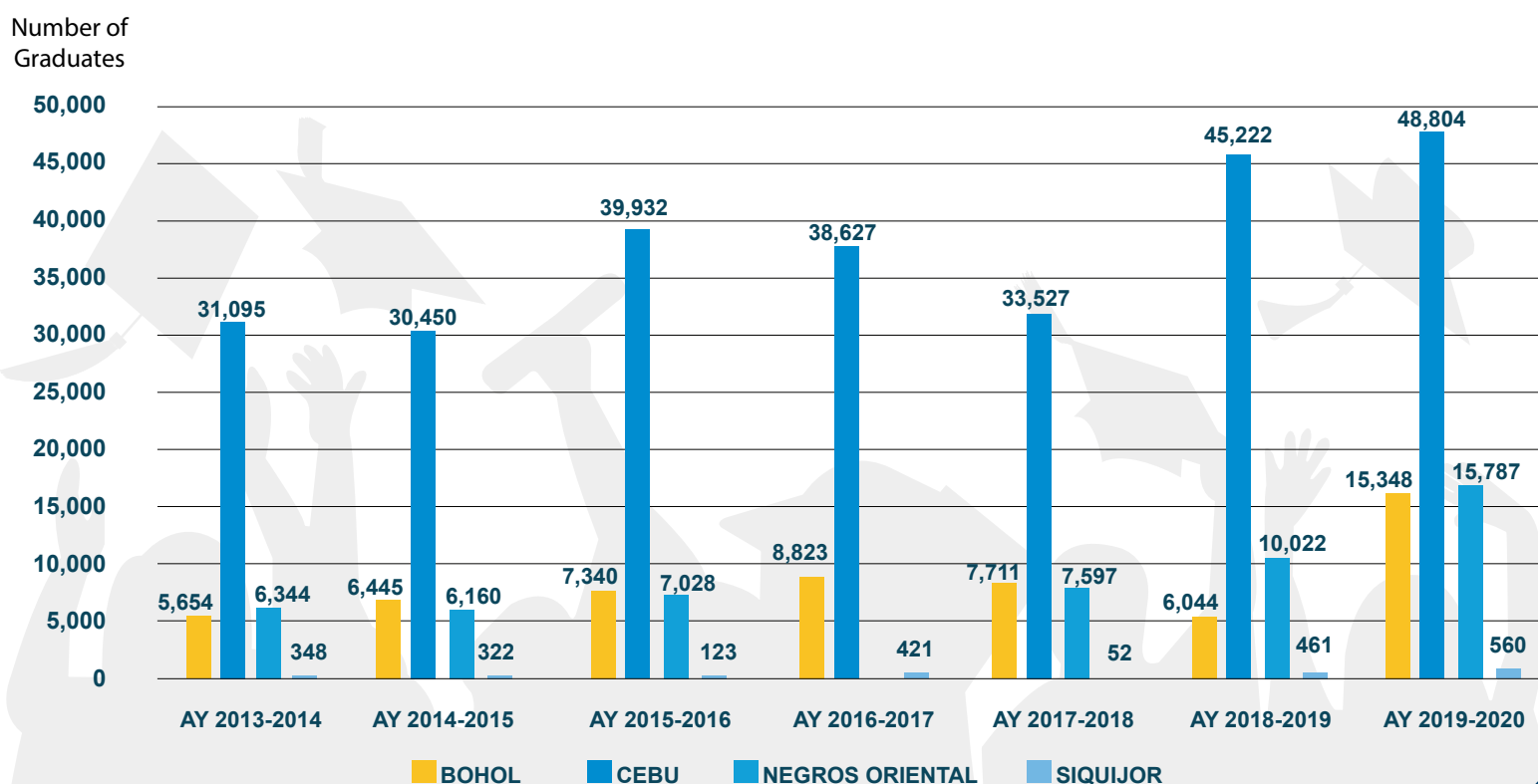
1. Holy Name University	11. BIT-International College - Talibon	21. Blessed Trinity College - Talibon
2. University of Bohol	12. BIT-International College - Carmen	22. Bohol Northern Star Colleges - Ubay
3. Bohol Island State University-Tagbilaran	13. Philippine Maritime Institute	23. Tagbilaran City College
4. Bohol Island State University-Bilar	14. Bohol Wisdom College	24. Trinidad Municipal College
5. Bohol Island State University-Clarin	15. Immaculate Heart of Mary Seminary	25. Buenavista Community College
6. Bohol Island State University-Calape	16. Cristal-e College - Panglao	26. Talibon Polytechnic College
7. Bohol Island State University-Candijay	17. Bohol International Learning College-Cortes	27. Bohol College of Science and Technology - Loon
8. Bohol Island State University-Balilihan	18. Mater Dei College - Tubigon	28. Bohol College of Science and Technology - Sagbayan
9. BIT-International College-Tagbilaran	19. Bohol Northwestern College - Catigbian	29. Bohol College of Science and Technology - Pilar
10. BIT-International College-Jagna	20. Batuan Colleges, Inc.	30. Colegio de Getafe

Source: Education Center - Provincial Government of Bohol, 2020

REGION 7 COMPARATIVE ENROLMENT OF HIGHER EDUCATION INSTITUTIONS



REGION 7 COMPARATIVE GRADUATES OF HIGHER EDUCATION INSTITUTIONS



Source: Commission on Higher Education (CHED)- Regional Office VII, 2020



Cost of Doing **BUSINESS**



COST OF DOING BUSINESS

POWER RATES

3 Bohol Power Generation Companies (As of August 2020)	Residential	Commercial
Bohol Light Company Inc.	9.35	9.59
BOHECO 1	8.44	7.63
BOHECO 2	9.52	8.35

Compared to Other Regions (August 2020)	Residential	Commercial
VECO (Cebu)	10.97	11.63
MERALCO (Luzon)	8.49	8.49

2020 Average Power Demand (MW) in Bohol	
Peak Demand	87.6
Lean Demand	52.32

Source: Bohol Light Company Inc., BOHECO I & II, Visayas Electric Company, MERALCO, 2020

WAGE RATES

Minimum Wage (in PhP)	Agricultural	Non-Agricultural
Bohol	361.00	366.00
Cebu	394.00	404.00
Metro Manila	500.00	537.00

Source: Department of Labor and Employment (DOLE), 2020

FARE RATES

Fare Rates (in PhP)	Minimum	Per succeeding kilometer
Taxi	40.00	13.50
Jeepney/Bus	10.00	1.00
Tricycle	10.00	2.00

Source: Land Transportation Franchising and Regulatory Board (LTFRB), 2020

SEA FARE RATES

Shipping Logistics Cost				
Tagbilaran (Bohol)-Cebu-Tagbilaran fare Rates (in PhP)				Maximum Passenger Capacity Per Vessel
Lite Shipping	Regular/Economy			500 seats
	275.00			
Ocean Jet	Economy	Business	-	357 seats
	700.00	1,000.00	-	
Trans Asia	Economy	Tourist	Private Room	450 seats
	802.00	947.00	2,744.00	
Tubigon(Bohol)-Cebu-Tubigon Fare Rates (in PhP)				
Lite Shipping	Economy	Tourist	Business	1,589 seats (6 vessels)
	290.00	325.00	360.00	
Fast Cat	Economy	Premium Economy	Business	643 seats (2 vessels)
	275.00	310.00	345.00	
Jagna (Bohol)-Cagayan de Oro-Jagna Fare Rates (in PhP)				
Lite Shipping	Regular/Economy			432 seats
	734.00			
Cokaliong	Regular/Economy			686 seats
	700.00			
Ubay (Bohol)-Bato (Leyte)-Ubay Fare Rates (in PhP)				
Medallion Transport	Economy	Tourist	-	190 seats
	320.00	350.00	-	
NNO Shipping Lines	Regular/Economy			198 seats
	350.00			
Talibon (Bohol)-Cebu-Talibon Fare Rates (in PhP)				
VG Shipping	Regular	Aircon	Bunks	277 seats
	200.00	300.00	280.00	

Source: Philippine Ports Authority, 2020

WATER RATES

Water Rates	PhP
0-10 cubic meter (c.m.)	98.00 Minimum Charge/month
11-20 c.m.	12.50 per c.m.
21-30 c.m.	15.30 per c.m.
31-40 c.m.	24.00 per c.m.
41-50 c.m.	31.40 per c.m.
51 c.m. & above	35.40 per c.m.

Water Consumption	Cubic Meter/Day
Peak Time	15,598 cu.m/day
Lean Time	10,918 cu.m/day
Service Water Capacity	22,410 cu.m/day
Water Production Rate	21,358 cu.m/day

Source: Bohol Water Utilities Inc. (BWUI), 2020

RENTAL RATES

Rental Rates (Within Tagbilaran City)	Low	High
Residential/Apartments	6,000	35,000
Commercial Space (per sq.m.)	400	800
Office Space (per sq.m.)	250	750
In Shopping Malls		
Commercial/Office Space (per sq.m.)	250	1,000
Food Cart Space (5 sq.m unit)	8,000	15,000

Source: Bohol Investment Promotion Center Survey, 2020

CARGO RATES

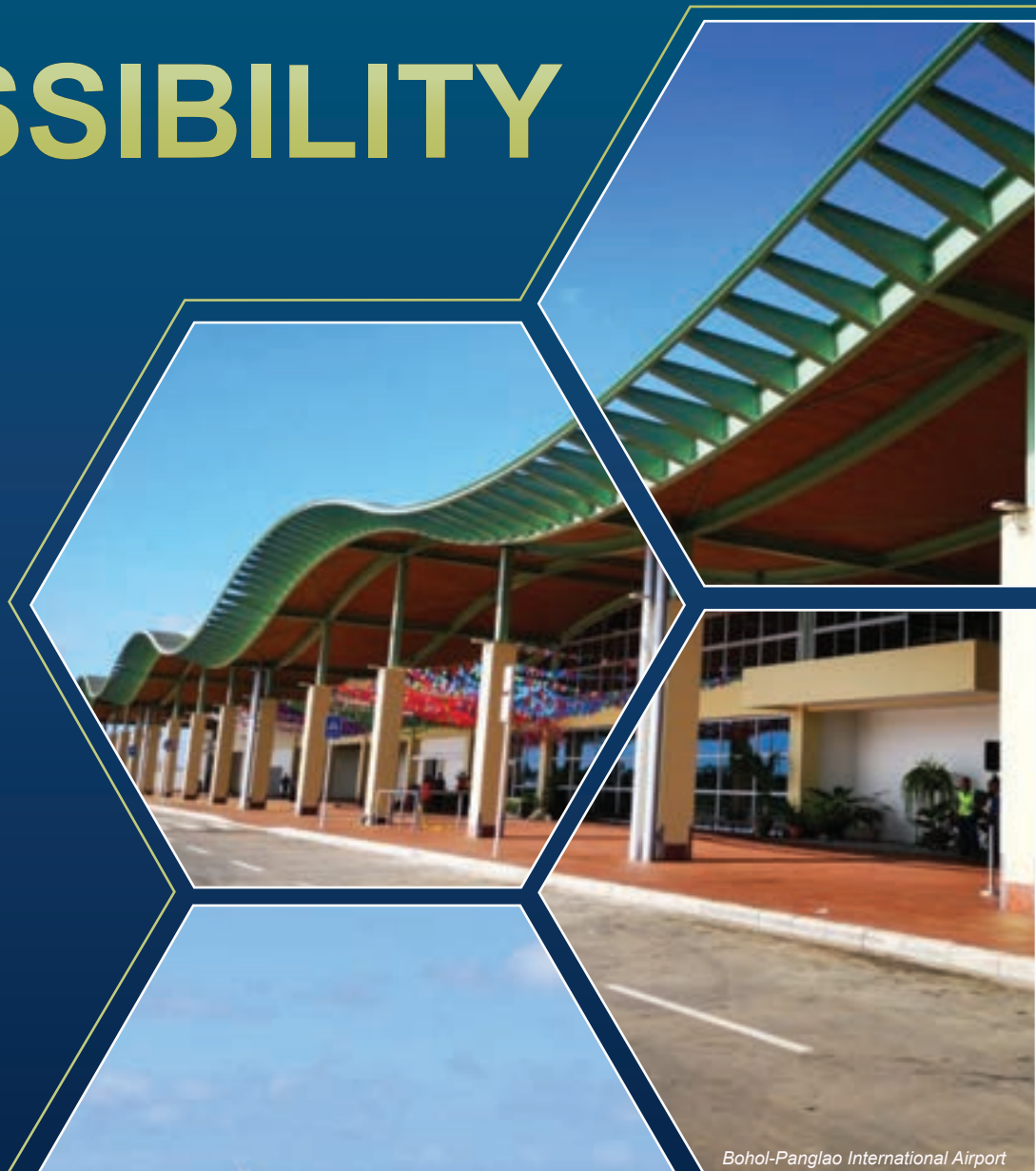
Cargo Freight Rates by Sea in PhP (2019)						
	Tagbilaran-Cebu	Tubigon-Cebu	Jagna-CDO	Ubay-Leyte	Talibon-Cebu	Loon-Cebu
Loose Cargo (per cubic meter)						
Class A	884.40	328.05	936.05	-	1,000 per m.t.	300
Class B	750.20	263.24	794.01	-	800 per m.t.	300
Class C	640.00	231.60	686.91	-	600 per m.t.	300
Vehicles (per unit)						
2-Wheels	880-1,070	1,050-1,450	870-903	311	300	660-1,000
4-Wheels	3,300-7,020	2,625-4,260	6,120	1,939-3,775	1,500-4,000	1,620-3,000
6-Wheels	7,550-12,002	6,090	12,000	6,240	5,000	4,230-5,500
10-Wheels	10,775-13,020	7,600	15,000-18,000	10,103	-	5,280-6,000
Container Vans/ Trailer Vans	9,020	6,880-10,260	-	-	-	-
Heavy Equipments	-	13,680-15,190	-	-	-	6,000-8,000

Source: Philippine Ports Authority, 2020



Philippine Ports Authority - Tagbilaran City

ACCESSIBILITY



Bohol-Panglao International Airport



International Cruise Ship M/S Europa made port call at Tagbilaran City Port, 2019



AIR TRAFFIC	2018		2019	
	Domestic	International	Domestic	International
Incoming & Outgoing Flights	8,937	1,078	12,010	214
Incoming & Outgoing Passengers	1,013,847	114,217	1,305,822	28,312

Cargo Statistics	2016	2017	2018	2019
Inbound (kg)	3,284,237	3,642,498	4,061,668	4,034,830
Outbound (kg)	853,546	907,186	1,440,783	2,334,977


Number of Flights Weekly (2019)	240
Seats Available Weekly (2019)	25,000
Destinations (2019)	Domestic: Manila, Clark, Davao, Cagayan De Oro, Cebu, Palawan, General Santos, Caticlan, Kalibo International: Seoul, South Korea

Source: Civil Aviation Authority of the Philippines (CAAP), 2020

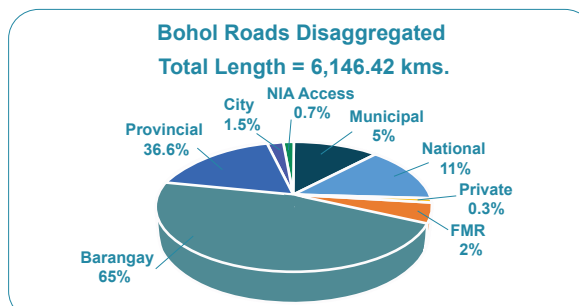
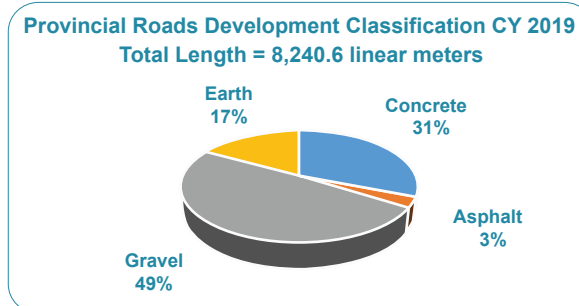
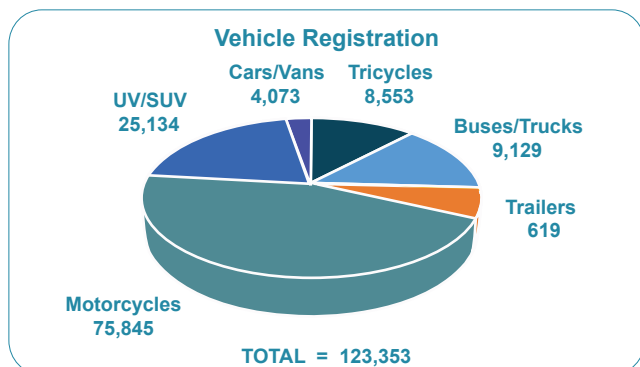
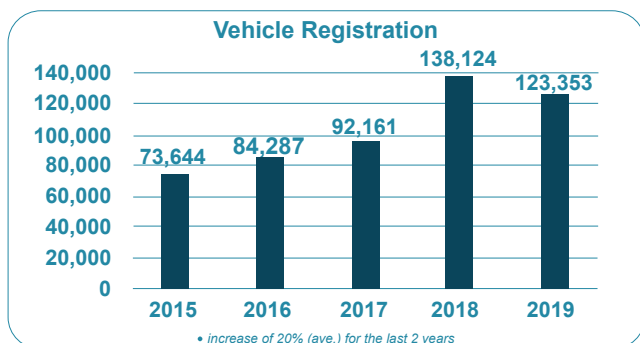
Port Facility	Berth Length (linear m.)	RoRo Area (sq.m.)	Storage Area (sq.m.)	Port Land Area (sq.m.)	Average Daily Vessel Traffic	Passenger Terminal Area (sq.m.)	Maximum Terminal Seating Capacity
Tagbilaran City	949.30	887.20	13,354.00	61,757.45	30	4,265.12	354
Loon	150.15	127.14	1,464.50	13,309.00	15	250.00	50
Tubigon	470.90	537.30	3,799.44	37,452.24	25	1,650.00	497
Clarín	-	216.00	720.00	4,808.00	-	-	-
Talibon	113.00	99.00	2,581.75	15,737.22	15	625.00	-
Getafe	46.50	207.00	683.00	8,037.09	20	-	-
Ubay	508.69	337.50	13,636.01	37,251.00	20	210.00	140
Tapal, Ubay	384.33	99.00	1,589.33	9,782.91	5	-	-
Jagna	186.00	270.00	2,950.58	11,506.92	10	1,049.36	416

Source: Philippine Ports Authority, 2020

Number of Trips Weekly
681 trips
Destinations
Cebu City; Argao, Cebu; Dumaguete City; Plaridel, Misamis Occidental; Siquijor; Cagayan de Oro City; Camiguin, Misamis Oriental; Butuan, Agusan Del Norte; Bato, Leyte; Pres. Carlos P. Garcia Island, Bohol



SEAPORT ACTIVITIES	2018		2019	
Shipcalls	32,685		37,049	
Passenger Traffic (in millions)	6.65		7.00	
	Inbound	Outbound	Inbound	Outbound
Cargo (in metric tons)	2,480,757	3,232,526	2,505,592	2,687,033
Container (in TEU)	19,117	19,057	19,591	19,415
RoRo	65,944	95,413	84,946	116,195



Source: Land Transportation Office (LTO), 2020





OFFICE OF THE GOVERNOR
BOHOL INVESTMENT PROMOTION CENTER

Provincial Capitol, Lino Chatto Drive, Cogon District,
Tagbilaran City, Bohol, 6300

Contact Number: 411-0138 (Local: 42012)

Website: <https://boholinvest.bohol.gov.ph>

Email: boholipc@gmail.com

